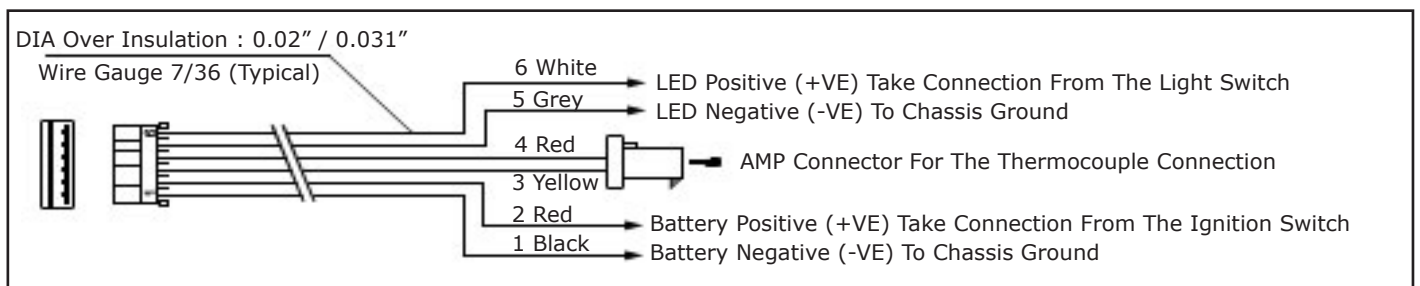


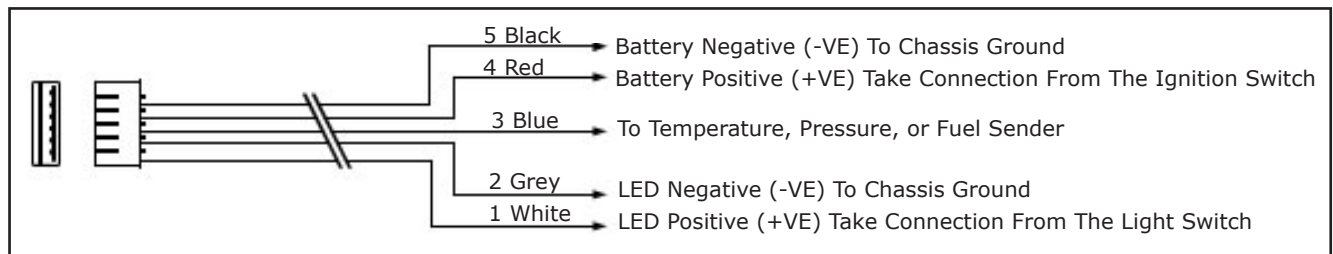
Gauge Wiring Diagrams

PPE gauges are designed with molex connectors built right into the gauge. Follow the female mating connector with 12" long leads is supplied with each gauge. Follow the wiring diagrams shown below for these female mating connectors.

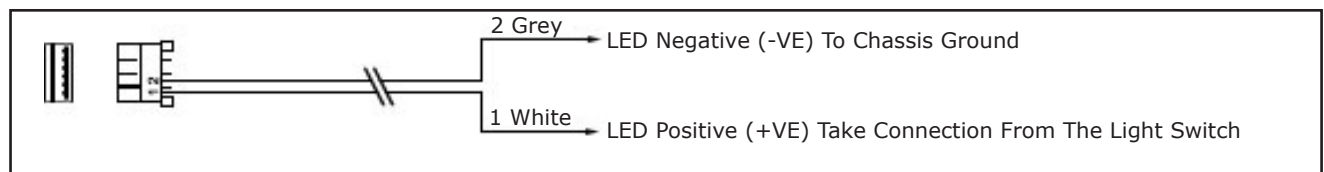
6 PIN Female Molex Connector Used For Stepper Motor Pyrometer Connections



6 PIN Molex Connector Used For All Electrical Gauges



4 PIN Molex Connector Used For All Mechanical Gauges



To avoid connection errors and for quick and efficient hookups we recommend using PPE brand wiring harnesses designed for the PPE gauges.