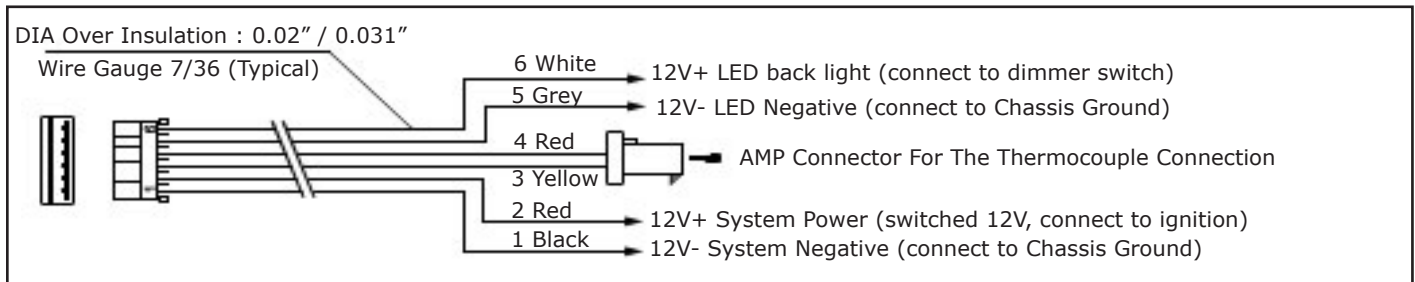


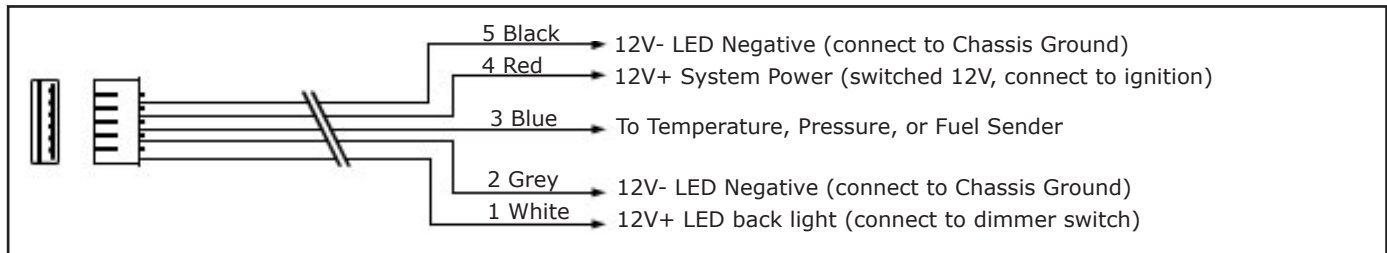
Gauge Wiring Diagrams

PPE gauges are designed with molex connectors built right into the gauge. Follow the diagram(s) below to properly connect the 12" long multi-lead wire that is supplied with each gauge.

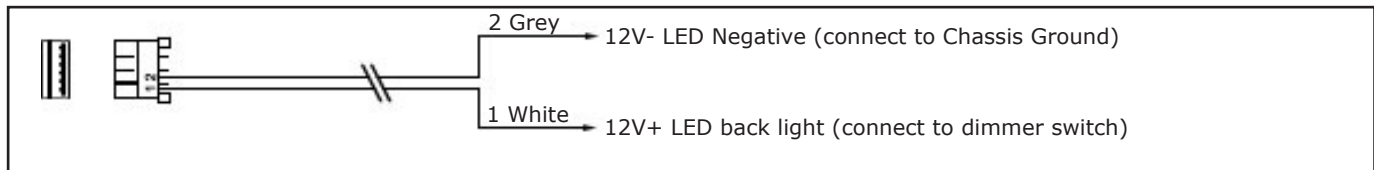
6 PIN Female Molex Connector Used For Stepper Motor Pyrometer Connections



6 PIN Molex Connector Used For All Electrical Gauges



4 PIN Molex Connector Used For All Mechanical Gauges



NOTE: Use a 5 amp inline fuse in the +12V system power wire to protect the wires from circuit damage caused by a 12V short to ground.